

**Deccan Education Society's,
Willingdon College, Sangli
Student Satisfaction Survey
Academic Year 2019-20**


The student satisfaction survey for the academic year 2019-20 is carried out using online mode on google form. Following are the questions given to the students and 532 students are responded and the analysis report is as follows.

Sr. No.	Survey questionnaire	Analysis				
1	Gender	Male	Female	Transgender	-	-
		62 %	37.8 %	0.2 %	-	-
2	What degree program are you pursuing now?	Bachelor's	Master's	M.Phil.	Doctorate	Any other
		74.6 %	18.8 %	-	0.6 %	6 %
3	What subject area are you currently pursuing?	Science	Arts	Professional	Others	-
		73.5 %	22.7 %	2.4 %	1.4 %	-
4	How much of the syllabus was covered in the class?	85-100 %	70-84 %	55-69 %	30-54 %	Below 30 %
		55.1 %	33.8 %	7.1 %	3.2 %	0.8 %
5	How the syllabus was covered in the class?	Thoroughly	Satisfactorily	Poorly	Indifferently	Won't teach at all
		22 %	66.2 %	7.0 %	2.8 %	3.0 %
6	How well were the teachers able to communicate?	Always effective	Sometimes effective	Just satisfactorily	Poor	Very poor communication
		66.0 %	21.4 %	9.6 %	2 %	1%
7	The teacher's approach to teaching can best be described as	Excellent	Very good	Good	Fair	Poor
		33.6%	39.3%	23.3%	3.0 %	0.8 %
8	Fairness of the internal evaluation process by the teachers.	Always fair	Usually fair	Sometimes fair	Usually fair	Unfair
		56.6%	29.5%	1 1.8%	1.8 %	0.3 %
9	Was your performance in assignments discussed with you?	Every time	Usually	Sometimes	Rarely	Never
		54.9%	22.6%	16.7%	4.6%	1.2%
10	The institute takes active interest in promoting internship, student exchange, field visit opportunities for students.	Regularly	Often	Sometimes	Rarely	Never
		43%	21.8%	23.7%	7%	4.5%
11	The teaching and mentoring process in your institution facilitates you in cognitive, social and emotional growth.	Significantly	Very well	Moderately	Marginally	Not at all
		25%	52.8%	18.4%	1.8%	2.0%
12	The institution provides multiple opportunities to learn and grow.	Strongly agree	Agree	Neutral	Disagree	Strongly disagree
		14.1%	49.1%	23.9%	3.5%	8.6%

13	Teachers inform you about your expected competencies, course outcomes and programme outcomes.	Every time	Usually	Sometimes	Rarely	Never
		53%	23.9%	17.3%	5.4%	0.4%
14	Your mentor does a necessary follow-up with an assigned task to you.	Every time	Usually	Sometimes	Rarely	Never
		48.7%	25.4%	20.5%	4.2%	1.2%
15	The teachers illustrate the concepts through examples and applications.	Every time	Usually	Sometimes	Rarely	Never
		62.2%	22.4%	11.7%	2.7%	1%
16	Teachers are able to identify your weaknesses and help you to overcome them.	Every time	Usually	Sometimes	Rarely	Never
		47.6%	24.1%	18%	7%	3.3%
17	The teachers identify your strengths and encourage you with providing right level of challenges.	Fully	Reasonably	Partially	Slightly	Never
		50.4%	24.6%	13.9%	7.6%	3.5%
18	The institution makes effort to engage students in the monitoring, review and continuous quality improvement of the teaching learning process.	Strongly agree	Agree	Neutral	Disagree	Strongly Disagree
		29.5%	47.9%	18%	3.6%	1%
19	The institute/ teachers use student centric methods, such as experiential learning, participative learning and problem-solving methodologies for enhancing learning experiences.	To the great extent	Moderate	Some what	Very little	Not at all
		38.5%	43.8%	9.4%	5.8%	2.5%
20	Efforts are made by the institute/ teachers to inculcate soft skills, life skills and employability skills to make you ready for the world of work.	To the great extent	Moderate	Some what	Very little	Not at all
		37%	43.2%	9.4%	7%	3.4%
21	What percentage of teachers use ICT tools such as LCD projector, Multimedia, etc. while teaching?	Above 90%	70-89%	50-69%	30-49%	Below 29%
		15.2%	26.3%	21.8%	15.4%	21.2%
22	The overall quality of teaching-learning	Strongly agree	Agree	Neutral	Disagree	Strongly Disagree

	process in your institute is good.	40.4%	35%	21.4%	2.6%	0.6%
23	Any other suggestion(s) regarding teaching learning process in the College.	-	-	-	-	-




 Principal
 Principal,
 Willingdon College, Sangli,

Student Satisfaction Survey (Academic Year 2019-20)

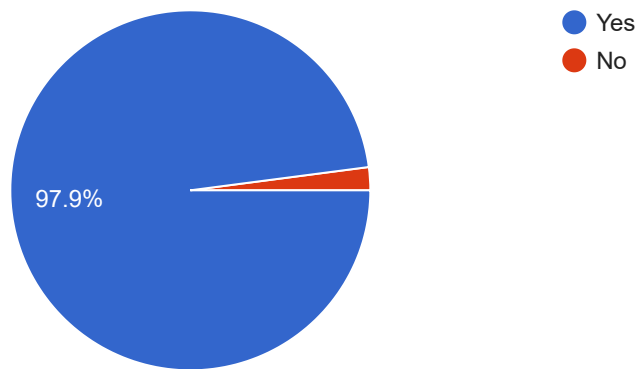
532 responses

[Publish analytics](#)

Instructions to fill the survey

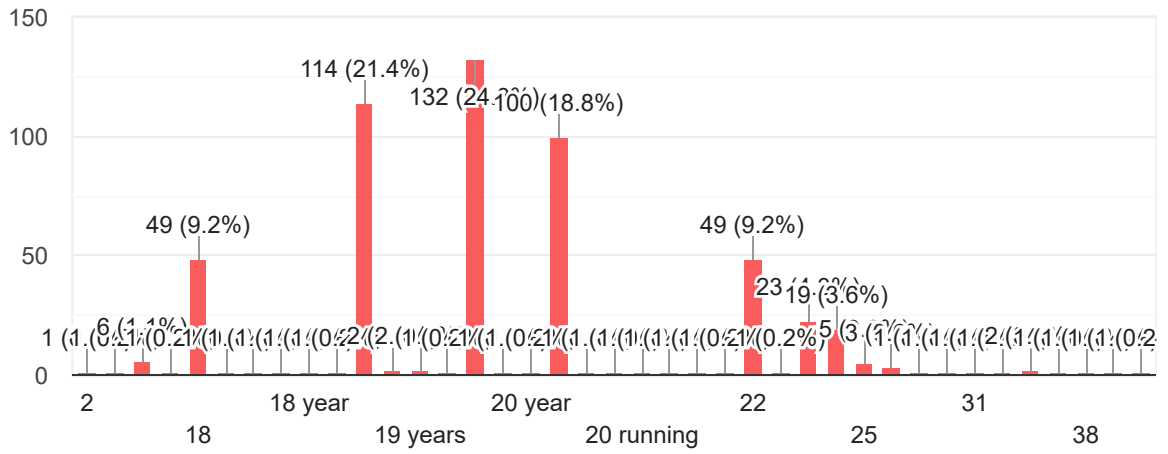
Please confirm this is the first and only time you answer this survey.

532 responses



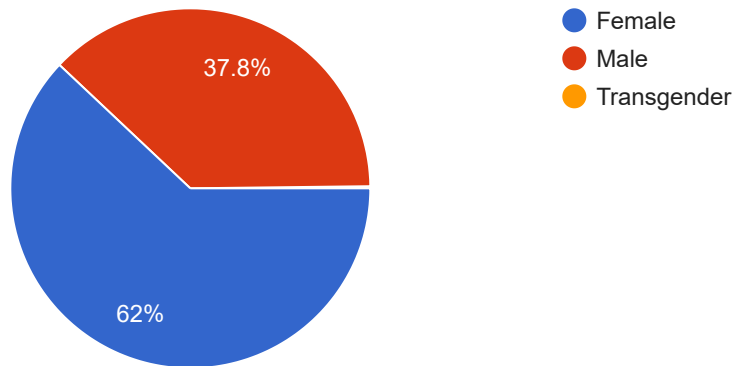
Age:

532 responses



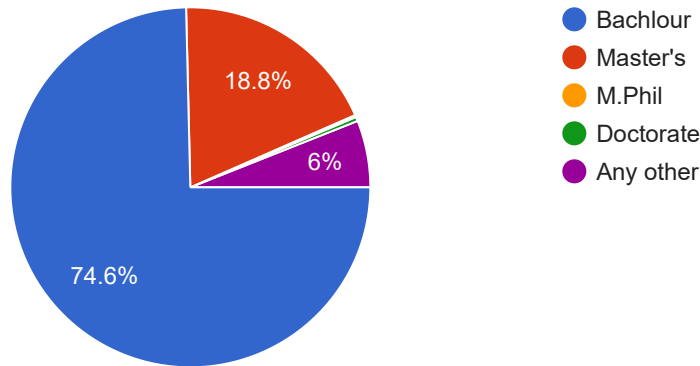
Gender

532 responses



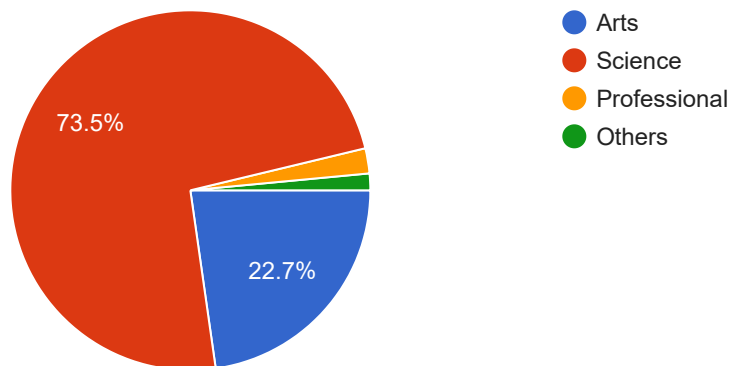
What degree program are you pursuing now?

532 responses



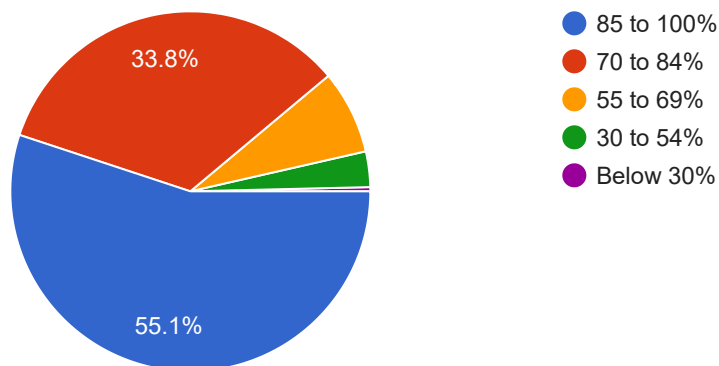
What subject area are you currently pursuing?

532 responses



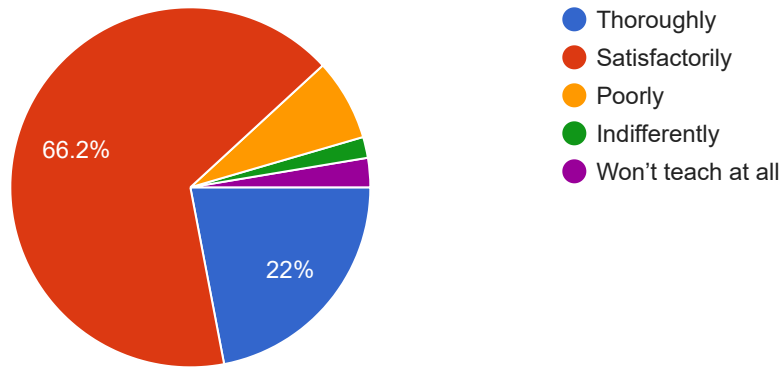
How much of the syllabus was covered in the class?

532 responses



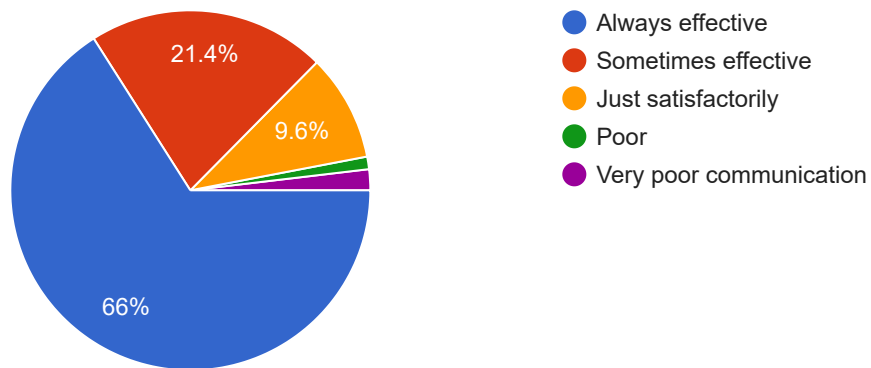
How the syllabus was covered in the class?

532 responses



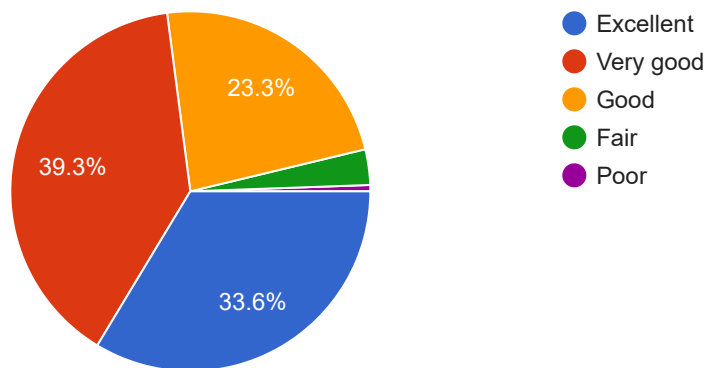
How well were the teachers able to communicate?

532 responses



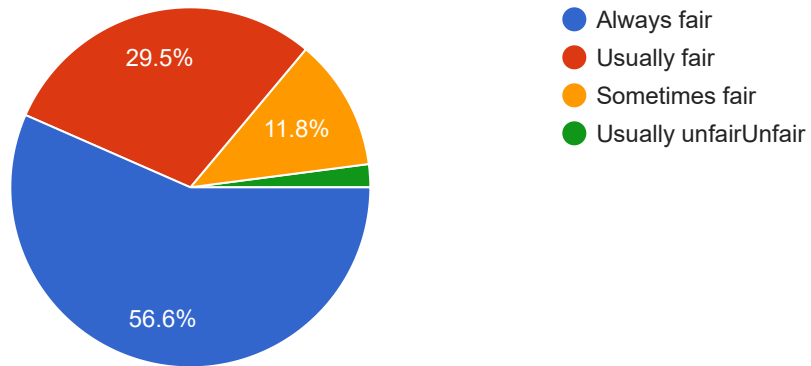
The teacher's approach to teaching can best be described as

532 responses



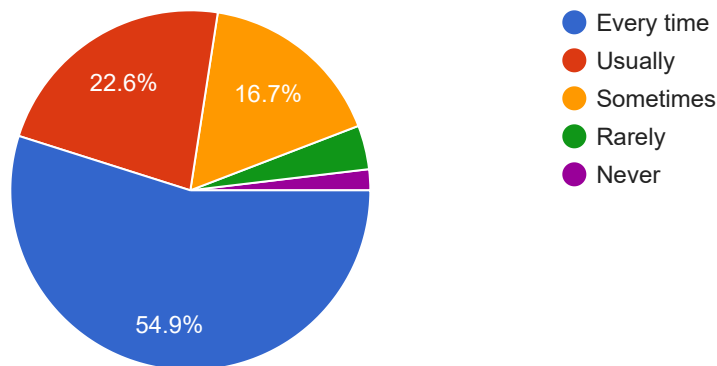
Fairness of the internal evaluation process by the teachers.

532 responses



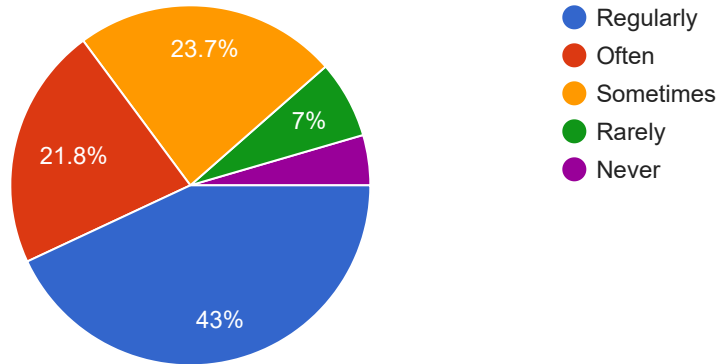
Was your performance in assignments discussed with you?

532 responses



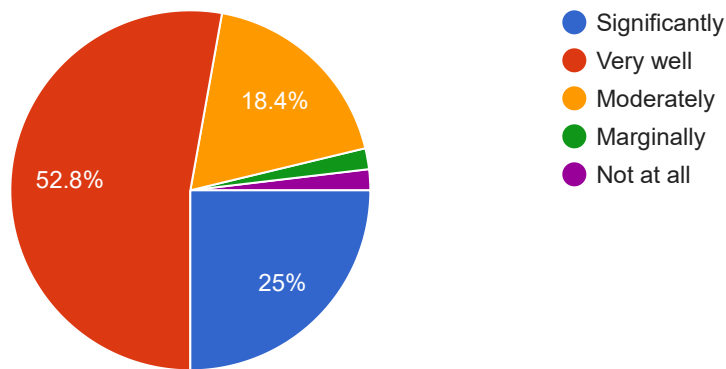
The institute takes active interest in promoting internship, student exchange, field visit opportunities for students.

532 responses



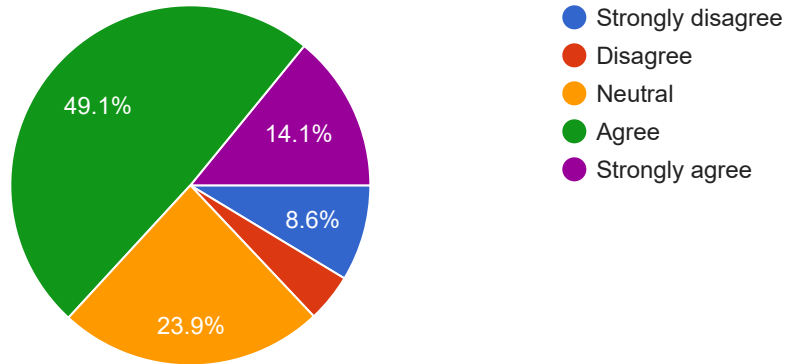
The teaching and mentoring process in your institution facilitates you in cognitive, social and emotional growth.

532 responses



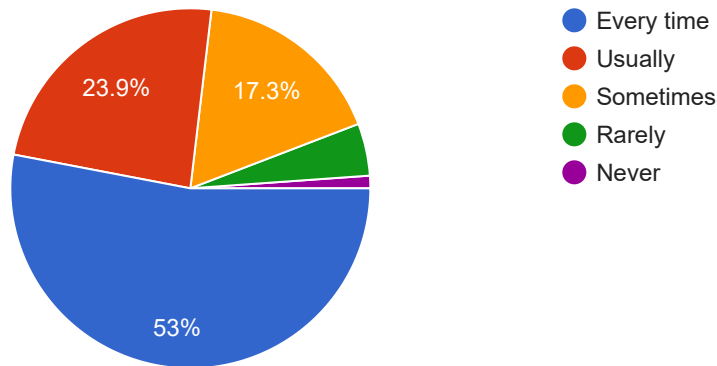
The institution provides multiple opportunities to learn and grow

532 responses



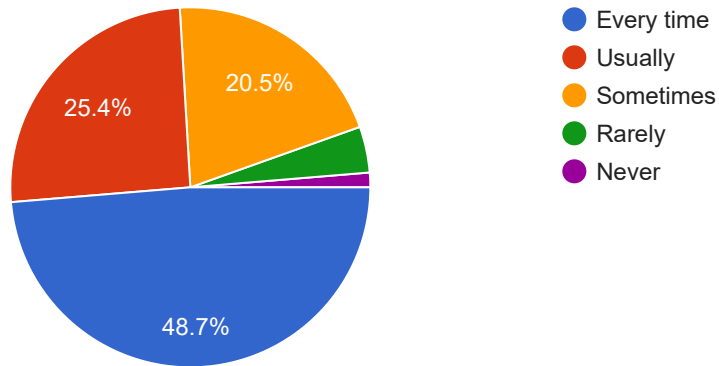
Teachers inform you about your expected competencies, course outcomes and programme outcomes.

532 responses



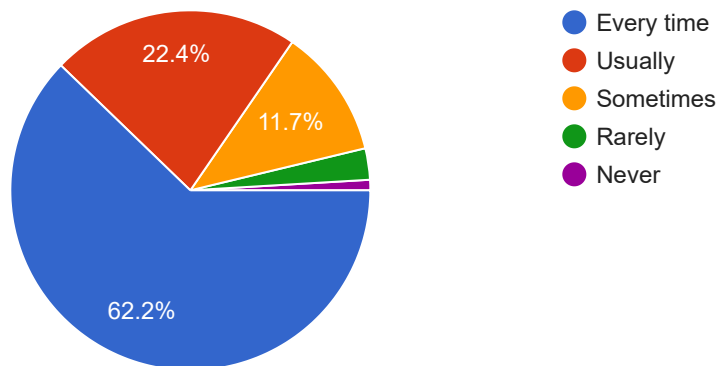
Your mentor does a necessary follow-up with an assigned task to you.

532 responses



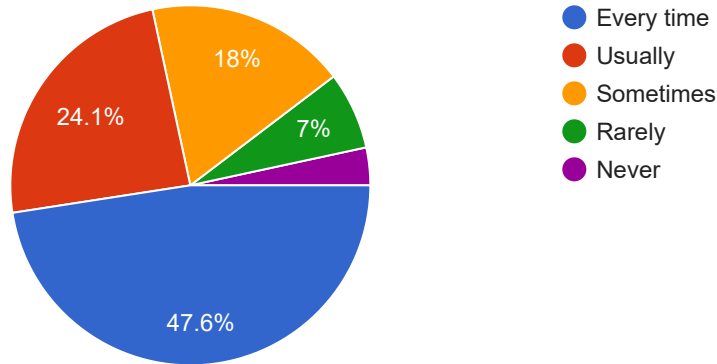
The teachers illustrate the concepts through examples and applications.

532 responses



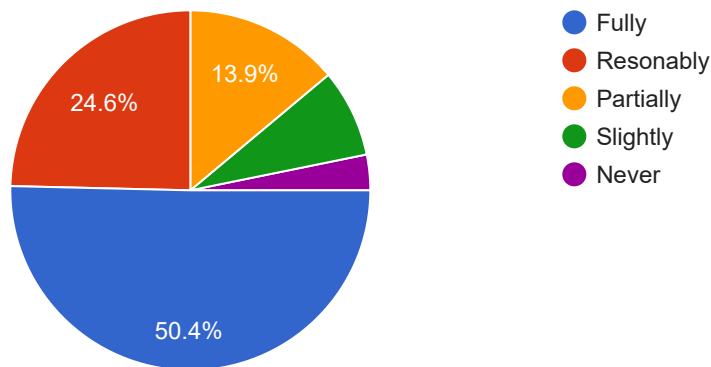
Teachers are able to identify your weaknesses and help you to overcome them.

532 responses



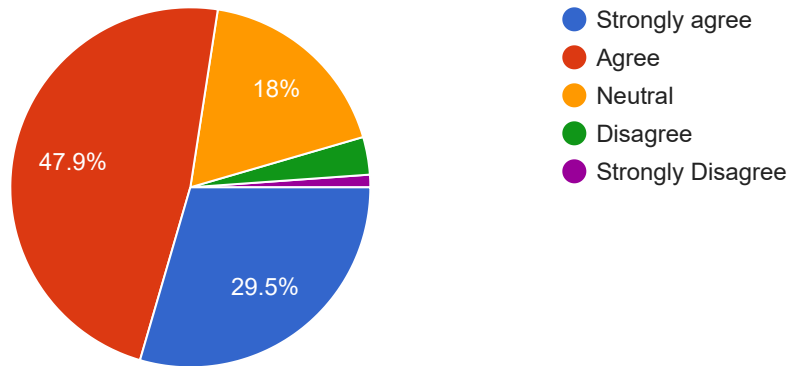
The teachers identify your strengths and encourage you with providing right level of challenges

532 responses



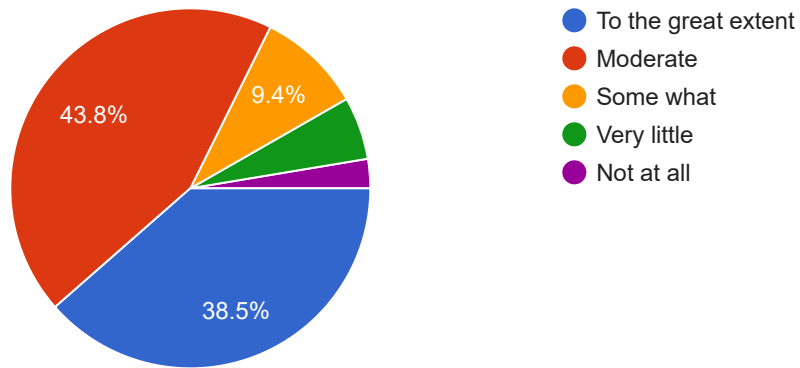
The institution makes effort to engage students in the monitoring, review and continuous quality improvement of the teaching learning process.

532 responses



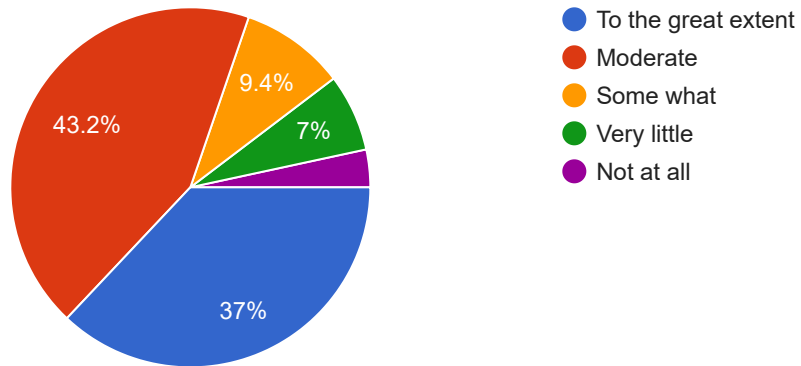
The institute/ teachers use student centric methods, such as experiential learning, participative learning and problem solving methodologies for enhancing learning experiences.

532 responses



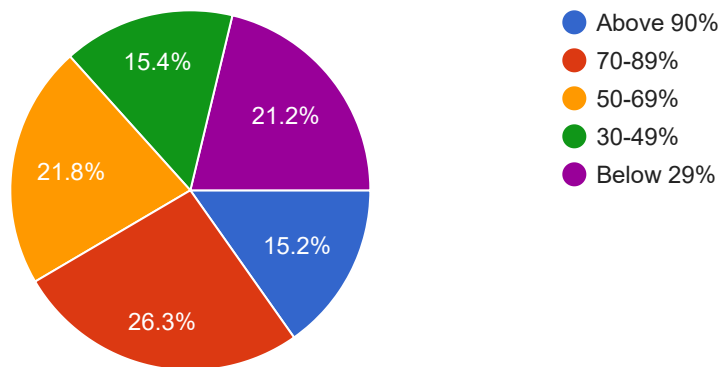
Efforts are made by the institute/ teachers to inculcate soft skills, life skills and employability skills to make you ready for the world of work.

532 responses



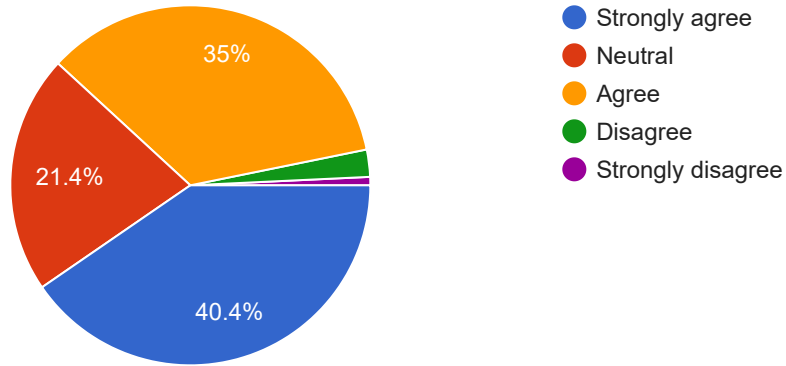
What percentage of teachers use ICT tools such as LCD projector, Multimedia, etc. while teaching.

532 responses



The overall quality of teaching-learning process in your institute is good.

532 responses



Any other suggestion(s) regarding teaching learning process in the College

531 responses

No

Nothing

No

Nothing

No suggestions

No suggestion

no

Yes

No suggestions

This content is neither created nor endorsed by Google. [Report Abuse](#) - [Terms of Service](#) - [Privacy Policy](#).

